

DSP9200

Wheel Balancer with Digital Accuracy

Balance
Wheels Faster
with Patented
ServoDrive™



HUNTER
Engineering Company

Easy-to-use display panel speeds balancing

Balancing Input Display

- ✓ Displays wheel dimensions and weight mode in an easy-to-understand interface

Operations Placard

- ✓ Convenient operational instructions help new employees get up to speed quickly



Wheel Dimension Entry

- ✓ Enables quick entry of wheel width, diameter and offset

Soft Key Controls

- ✓ Provides easy navigation through balancing procedures with simple icon-based buttons

Weight Placement Display

- ✓ Shows the amount of weight needed and exact placement on the wheel

Exclusive features make balancing faster

Automatic Double Dataset® Arms




- ✓ Speed entry of wheel data and placement of weights while increasing accuracy and allowing more single-spin balances



- ✓ Inner Dataset Arm determines exact weight placement

PATENTED

CenteringCheck® Verification



- ✓ Balancer tells you if the wheel is properly centered before you proceed with the work
- 🔧 Eliminates the #1 cause of comebacks

Split Spoke® & Split Weight Modes*



- ✓ Offers multiple weight choices
- ✓ Automatically locates the best out-of-sight position on custom wheels

PATENTED

Quick-Thread™ Auto-Clamping



- ✓ Automatically takes up any unused spindle threads
- ✓ Eliminates wing nut hand cranking

Spindle-Lok® Brake Feature



- ✓ Foot pedal brake activates entry and storage of wheel data
- ✓ Foot pedal locks spindle for easy tightening and loosening of wing nut

Specifications

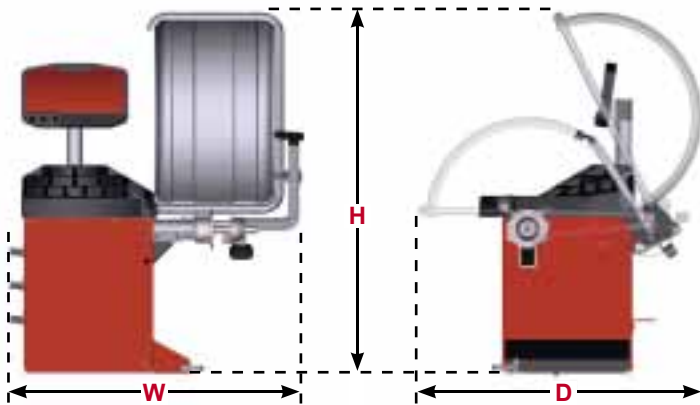


DSP9200


Power Requirements	196-256V, 3 amp, 50/60 Hz, 1 ph (Power cable includes: NEMA 20 amp plug, L6-20P)
Air Supply Requirements	n/a
Capacity	
Rim Width	1.5 in to 20 in (38 mm to 508 mm)
Rim Diameter	10 in to 24.5 in (254 mm to 622 mm)
ALU	7.5 in to 38 in (191 mm to 965 mm)
Automatic Inner Dataset® Range	10 in to 28 in (254 mm to 711 mm)
Max. Tire Diameter	38 in (965 mm)
Max. Tire Width	20 in (508 mm)
Max. Tire Weight	150 lbs (68 kg)
Imbalance Resolution	± 0.05 oz (1.0 g)
Placement Accuracy	512 positions, ± 0.35°
Balancing Speed	150 rpm
Motor	Programmable drive system and DC motor
Shipping Weight	475 lbs (215 kg)

Models

Split Spoke® & Split Weight Modes	Automatic Double Dataset® Arms	Quick-Thread™ Auto-Clamping	Servo Stop Drive Control	Width (W)	Height (H)	Depth (D)
✓	✓	✓	✓	52.5 in (1334 mm)	70.5 in (1785 mm)	55 in (1397 mm)



Because of continuing technological advancements, specifications, models and options are subject to change without notice.



Be sure to check out other Hunter literature for more quality products from Hunter Engineering.



0911HAP5M.25

HUNTER
Engineering Company
www.hunter.com