


Choose a supergroup



Quick Check[®] Supergroups

	WQ572 mobile console	Quick Check [®] alignment sensors	Quick Tread [®] sensors	Quick ID [™] camera
QC72TF	✓	HE421DU drive-under	QT1F flush-mount	
QC72T	✓	HE421DU drive-under	QT1 surface-mount	
QC72	✓	HE421DU drive-under		
QC71TF	✓	HE421DT drive-through	QT1F flush-mount	
QC71T	✓	HE421DT drive-through	QT1 surface-mount	
QC71	✓	HE421DT drive-through		
NEW QC70IDTF	✓		QT1F flush-mount	QID
NEW QC70IDT	✓		QT1 surface-mount	QID
QC73	✓	HE421FCM fixed cabinet-mounted		


See back-page for additional equipment

... or build your own system



Console

	WQ572	Mobile Quick Check [®] console
NEW	WQ592	Compact console for unmanned Quick Tread [®] lanes
	WQ552	Quick Check [®] embedded console components (not pictured) See reverse for cabinet information.
	WQ522	Wall-mounted Quick Check [®] console (not pictured)



Floor Sensors

	QT1	Quick Tread [®] surface-mounted sensors
	QT1L	Quick Tread [®] surface-mounted sensors with long exit ramps
	QT1F	Quick Tread [®] flush-mounted sensors
	B434IS-02	Surface-mounted brake plates with Inflation Station and Quick Tread [®] surface-mounted sensors
	B434IS-03	Flush-mounted brake plates with Inflation Station and Quick Tread [®] flush-mounted sensors

Galvanized brake plates are also available (add -GLV)



Alignment Sensors

	HE421DT	Hawkeye Elite [®] drive-through Quick Check [®] alignment sensors
	HE421DU	Hawkeye Elite [®] drive-under Quick Check [®] alignment sensors
	HE421FCM	Hawkeye Elite [®] short, fixed, cabinet-mounted Quick Check [®] alignment sensors



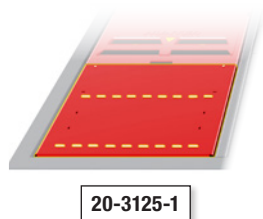


Quick ID[™]

NEW	QID	Quick ID [™] vehicle identification system
------------	-----	---

Equipment also available in black (add -BLK to part#)

Upgrade your system with additional features



Additional Equipment & Accessories

NEW	QID	Quick ID™ vehicle identification system
	20-2992-1	Accessory bundle Quick Check® only CodeLink®, tread depth tool and battery tester
	20-3083-1	Accessory bundle Quick Tread® only CodeLink® and battery tester
	20-2813-1	CodeLink®
	20-2782-1	Tread depth tool
	20-2781-3	Battery tester
	20-2946-1	USB to Cat5 Blackbox kit – Hub board to blackbox power cable, 75' burndy cable, 75' Cat5 cable, and Blackbox. <i>Strongly recommended for all drive-under installs.</i>
	20-3355-1	USB to Ethernet Blackbox kit for HE421DT drive-through sensors
	20-2072-1	XF2 pod kit
NEW	20-3320-1	15.x software upgrade for Quick Check® <i>Requires existing HW1B or HW2 PC</i>
NEW	20-3394-1-QC	HW2 console upgrade for Quick Check® <i>Includes 15.x software</i>
	20-3218-1	Inflation Station
	20-3082-1	Single roll-around storage cart
	20-3121-1	Quick Tread® angled bay kit for QT1 surface-mount
	20-3125-1	Quick Tread® angled bay kit for QT1F flush-mount
NEW	20-3283-1	Long exit ramps for Quick Tread® surface-mounted sensors
	20-3114-1	Quick Tread® center cover provides an even surface between sensors. Powder-coated steel construction
	20-3126-1	Quick Tread® flush install kit Includes steel frame, bar grating, anchor tabs and center cover <i>For advance ordering only. Included with QT1F.</i>
	QT12	Quick Tread® surface-mounted sensors for B424 brake testers Includes riser kit for brake tester, connection kit and new pedestal
	QT13	Quick Tread® surface-mounted sensors for B434 brake testers Includes riser kit for brake tester, connection kit and new pedestal
	20-2899-1	Turnkey monitor kit for drive under Quick Check® systems Includes 32" monitor, brackets and cables
	20-3356-1BLK	Pedestal option for WQ592 console
	791595	Shure wall-mount cabinet for WQ552 console <i>Ordered through Shure. Pictured with console installed (not included).</i>