

RKHD Heavy-Duty Power Rack

For alignment and general service



RKHD heavy-duty power rack

Easy-to-use, drive-on style rack offers the benefits of a pit rack without the cost

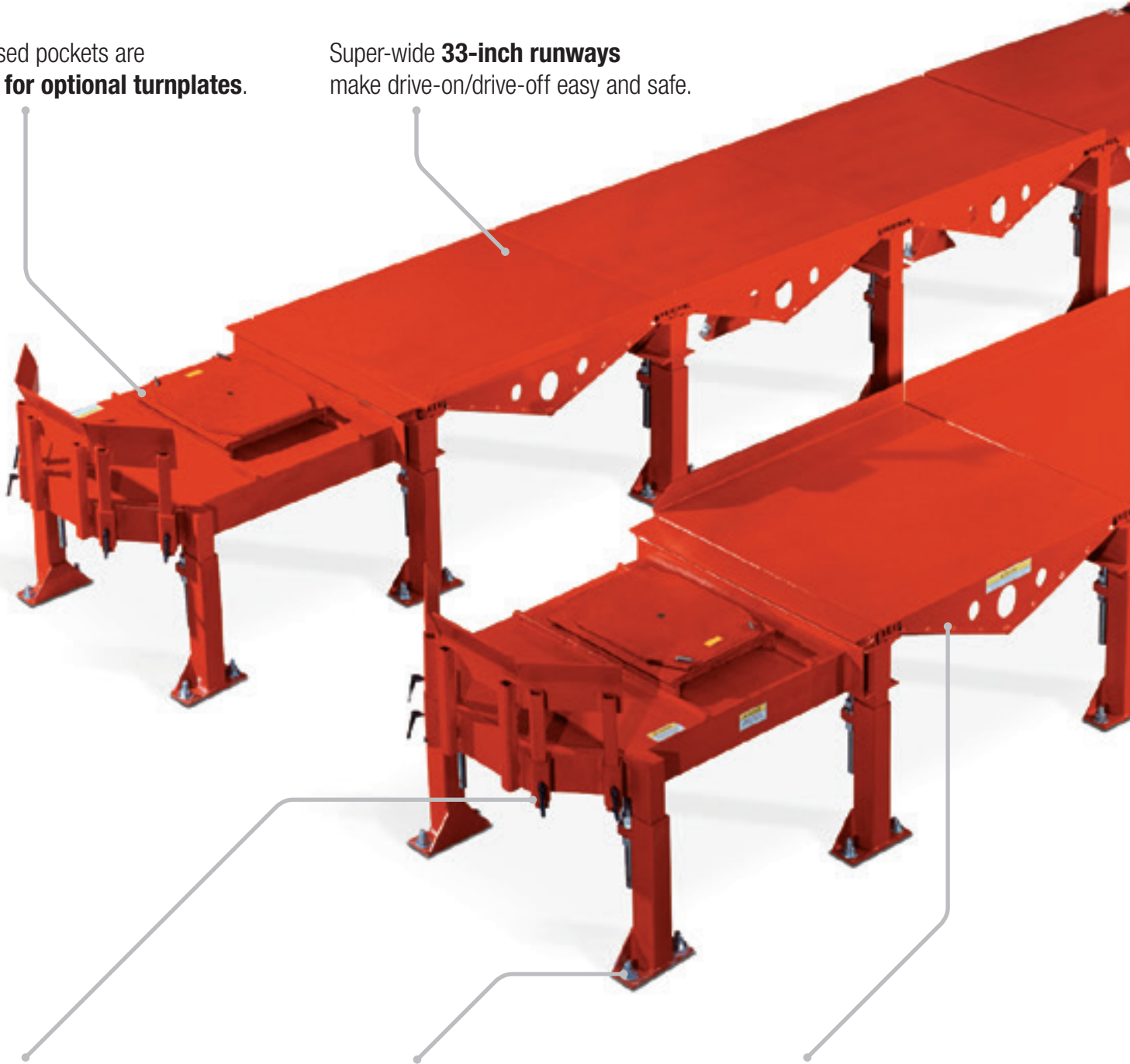
Recessed pockets are **ready for optional turnplates.**

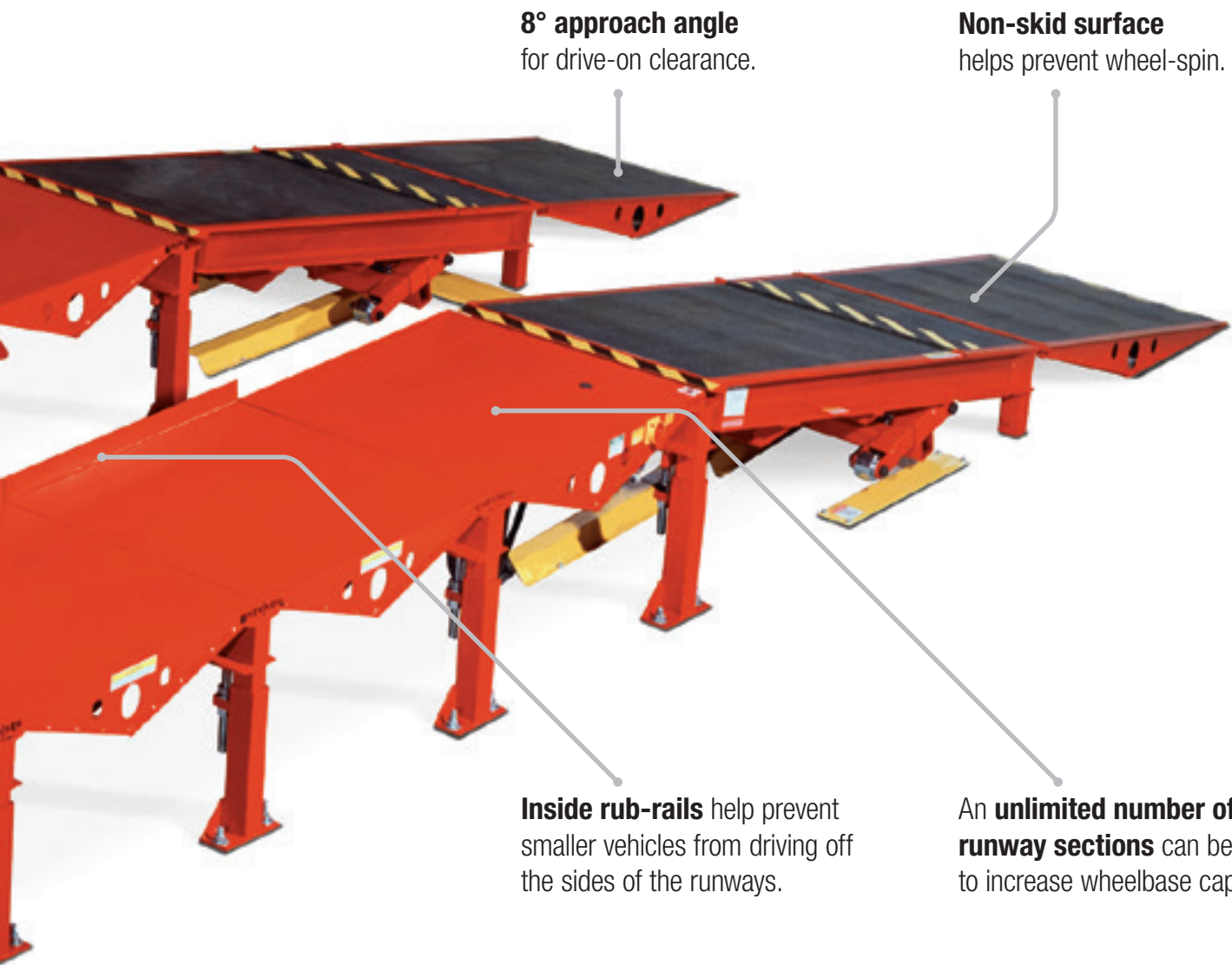
Super-wide **33-inch runways** make drive-on/drive-off easy and safe.

Adjustable front wheel stops provide clearance during vehicle service operations.

Legs bolt directly to the bay floor for maximum strength. Each leg has a level adjustment for maximum level accuracy.

Super-strong truss-design runways provide **20,000 lbs. per axle capacity.**






8° approach angle for drive-on clearance.

Non-skid surface helps prevent wheel-spin.

Inside rub-rails help prevent smaller vehicles from driving off the sides of the runways.

An **unlimited number of runway sections** can be added to increase wheelbase capacity.



OPTIONAL
Jack tray with wheels and guides simplifies alignment and other service operations.

Bottle jack option is also available.



Lift controls require two hands for safer operation.



Pop-up ramps add wheelbase capacity while making efficient use of bay space.

- ✓ Wheel stops automatically engage when ramps are raised
- ✓ Legs safely lock at maximum height

Specifications

Max. vehicle gross weight	20,000 lbs. (9,072 kg) per axle
Drive-on height	24 in. (610 mm)
Width	
Runway	33 in. (838 mm)
Overall	106 in. (2,692 mm)
Distance between runways	40 in. (1016 mm) (Installed width can be varied)
Length	
Overall (standard configuration)	403 in. (10,236 mm)
Individual modular runway section	46 in. (1168 mm)
Approach ramp angle	8°
Power requirements	220V, 1ph., 20A



The RKHD fits a wide range of vehicle applications.

Configurations & options

Surface mount

- RKHD** Includes pop-up ramps, turnplate sections and four (4) runway sections
- 20-1780-2** Pair of modular runway sections
Adds 46 inches to wheelbase capability

Pit mount

- RKHD-P-24** Pair of turnplate sections for 24-inch pit
- 20-1780-2** Pair of modular runway sections for 24-inch pit
Adds 46 inches to wheelbase capability
- RKHD-P-30** Pair of turnplate sections for 30-inch pit
- 20-1783-2** Pair of modular runway sections for 30-inch pit
Adds 46 inches to wheelbase capability
- 20-1781-2** Pit adaptor secures runway to pit back wall

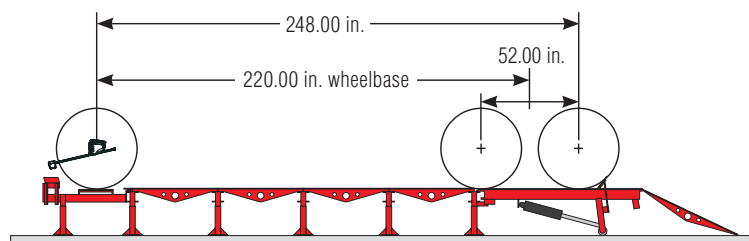
Jacks

- 133-77-2** HD AC rolling pit jack, 35,200-lb. capacity
- 133-81-2** HD AC jack tray for 24-inch RKHD
- 133-76-2** HD conventional jack tray for 24-inch RKHD

When ordering jack guide rails, consult the 900D ordering guide to determine what should be ordered for your RKHD configuration.

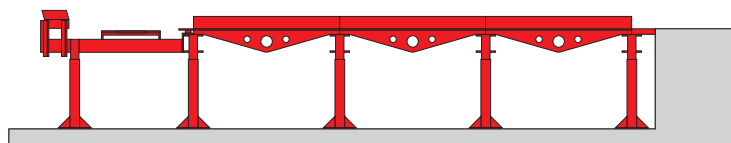
Additional options

- 20-2709-1** Two (2) standard turnplates
- 20-2708-1** Two (2) truck electronic turnplates
- 20-2710-1** Two (2) audit turnplates; low friction/high durability



Standard configuration with four runway sections and pop-up section raised

- ✓ Maximum wheelbase shown with common 52-inch tandem spacing. Other tandem spacing will result in different wheelbase measurements.
- ✓ Add additional runway sections as needed for rolling compensation.



Pit configuration (24-in. and 30-in. RKHD pit versions are available)

- ✓ Example above shows a 30-inch pit with three runway sections.

Because of continuing technological advancements, specifications, models and options are subject to change without notice.

HUNTER
Engineering Company

www.hunter.com