

Pit Racks

For Heavy-Duty Trucks and Buses



Full-Depth Pits for Maximum Efficiency

Model PT Heavy-Duty Alignment T-Pit System

- ✓ Full-length rail system supports use of optional jacks for both front and rear axle lifting
- ✓ 18,000-lb. (8,165-kg) maximum front axle weight capacity
- ✓ 58 in. (1,473 mm) pit depth allows a technician to work upright
- ✓ Adjustable runways handle a wide range of track widths
- ✓ Removable heavy-duty runways give maximum workspace
- ✓

Available options:

Extra 10 ft. (3,048 mm) Rail Kit (20-1517-1)

Multiples of 10 ft. (3,048 mm) can be added



Model PT shown with optional Rolling Jack Support


Model PF Heavy-Duty Alignment System with beam

- ✓ 18,000-lb. (8,165-kg) maximum front axle weight capacity
- ✓ 58 in. (1,473 mm) pit depth allows a technician to work upright
- ✓ 100 tn (90.7 t) work beam capacity
- ✓ Adjustable runways handle a wide range of track widths
- ✓ Removable heavy-duty runways give maximum workspace
- ✓

Available options:

T-Extension Kit (20-869-1)

Extra Rail Kit (20-1517-1)



Model PF with optional T-Extension

Shallow Pit Alternative

Model PE Medium-Duty Alignment System with beam

- ✓ 10,000-lb. (4,536-kg) maximum front axle weight capacity
- ✓ 36 in. (914 mm) pit depth
- ✓ 50 tn (45 t) work beam capacity
- ✓ Adjustable runways handle a wide range of track widths



Popular Equipment Options



HD Pit Jack (133-77-2)

- ✓ 32,500 lbs. (14,742 kg) total capacity or 17,500 lbs. (7,938 kg) per cylinder
- ✓ Air powered and hydraulically driven
- ✓ Cylinders can be individually adjusted side to side
- ✓ Suitable for PT pit and PF pit with optional T-extension

Simple controls and large lifting capacity.



Rolling Jack Support (11-637-1)

- ✓ Designed for various styles of jacks, including bottle jacks
- ✓ Provides lifting capability on any axle at any point on the rails

Turnplates:



Rack mount sled with Powerslide turnplates
(20-3334-1)

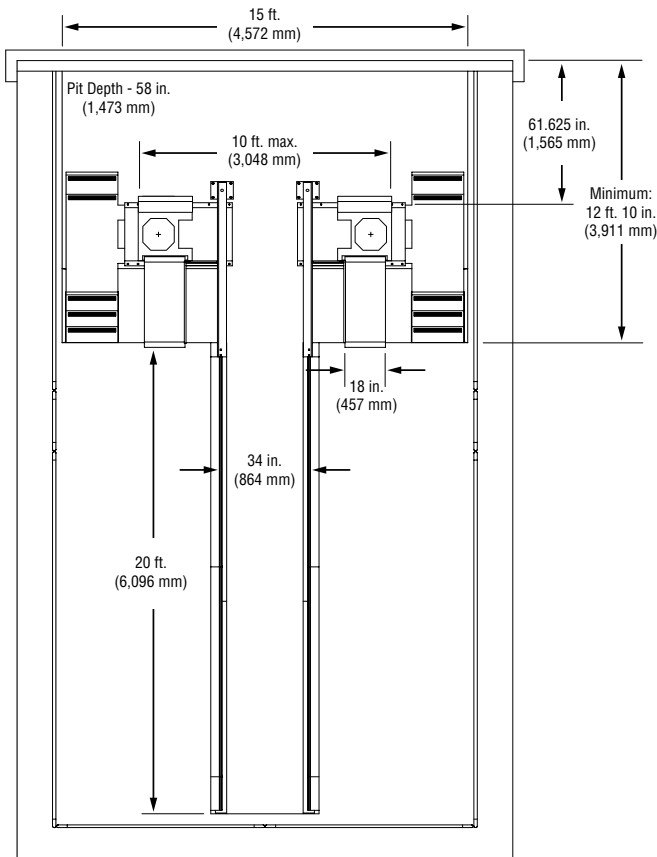


Heavy-Duty Truck Turnplates for Audit Purposes
(25-2710-1)

Specifications and site requirements

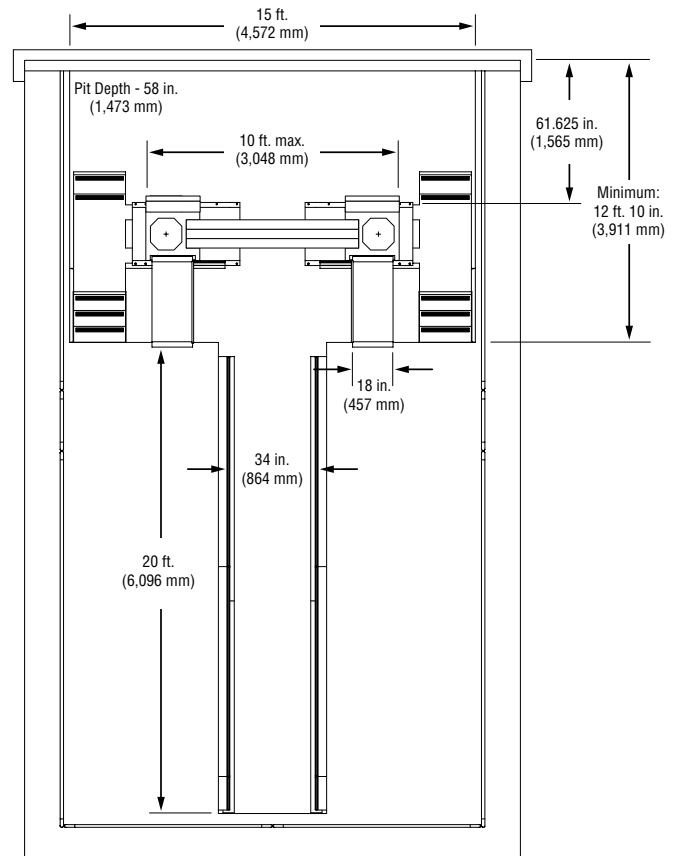
Model PT

For Model PT blueprint, order 4731-T



Model PF with T-extension

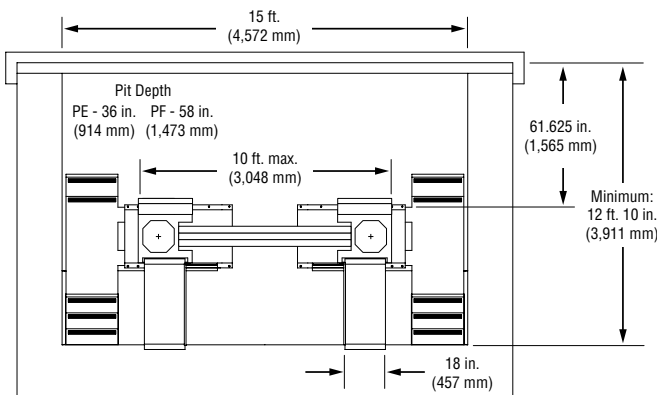
For Model PF blueprint, order 3507-T



Models PE and PF without T-extension

For Model PF blueprint without T-extension, order 752-T

For Model PE blueprint, order 744-T



Important:

Refer to construction blueprints before starting project. Dimensions shown here are abbreviated for clarity.

Because of continuing technological advances, specifications, models and options are subject to change without notice.

HUNTER
Engineering Company

www.hunter.com