


RX55KFPS

Flush Mount Lift Rack

HUNTER
Engineering Company

SPECIFICATIONS



RX55KFPS Shown (jacks optional)

Power Requirements (for available models)

215E	200/208/230 VAC, 1 phase, 50 HZ, 26 Amp
216E	200/208/230 VAC, 1 phase, 60 HZ, 26 Amp
435E	208/230/400/460 VAC, 3 phase, 50 HZ, 18 Amp (208/230) / 9 Amp (400/460)




Site Specifications (Refer to 7511-TE for full site requirements)

Air Supply Requirements	9-10.3 bar (130-150 PSI)
Minimum Concrete Spec.	76 mm (3 in.) thick, 20,700 kPa (3000 PSI) rating
Maximum Floor Slope	51 mm (2 in.) over 3200 mm (126 in.)

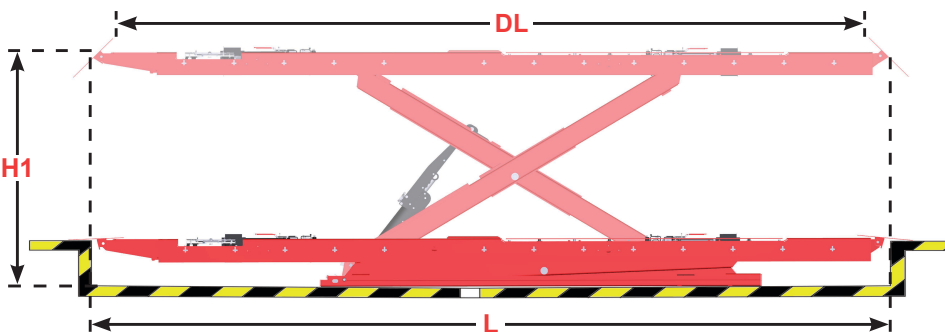
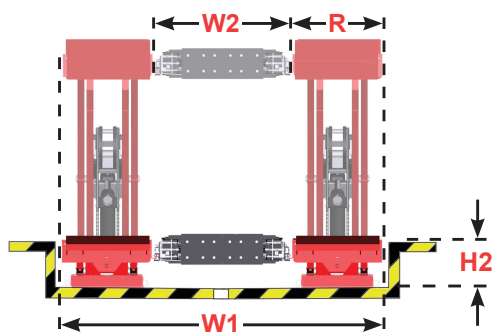
Product Specifications

Max. Vehicle Weight	5500 kg (12,000 lbs.)
Max. Wheelbase	
General Service	4572 mm (180 in.)
Two-Wheel Alignment	4445 mm (175 in.)
Four-Wheel Alignment	4013 mm (158 in.)
Alignment Height	All lock positions
Min. Four-Wheel Alignment	2235 mm (88 in.)
Lifting Speed	1-speed, 55 seconds
Lowering Speed	2-speed, 25 seconds

MODEL FEATURES / DIMENSIONS

Feature	std.	opt.
	✓	
	✓	
		
Two-Speed Lowering	✓	
6000-lb Swing Air Jacks (optional)		✓

Dimension	
Outside Width (W1)	2248 mm 88.5 in.
Inside Width (W2)	1016 mm 40 in.
Length (L)	5801 mm 228.375 in.
Deck Length (DL)	5423 mm 213.5 in.
Runway Width (R)	610 mm 24 in.
Raised Height (H1)	1803 mm 71 in.
Stack Height (H2)	267 mm to 292 mm 10.5 in. to 11.5 in.



Continued on Page 2

For general inquiries visit:
www.hunter.com

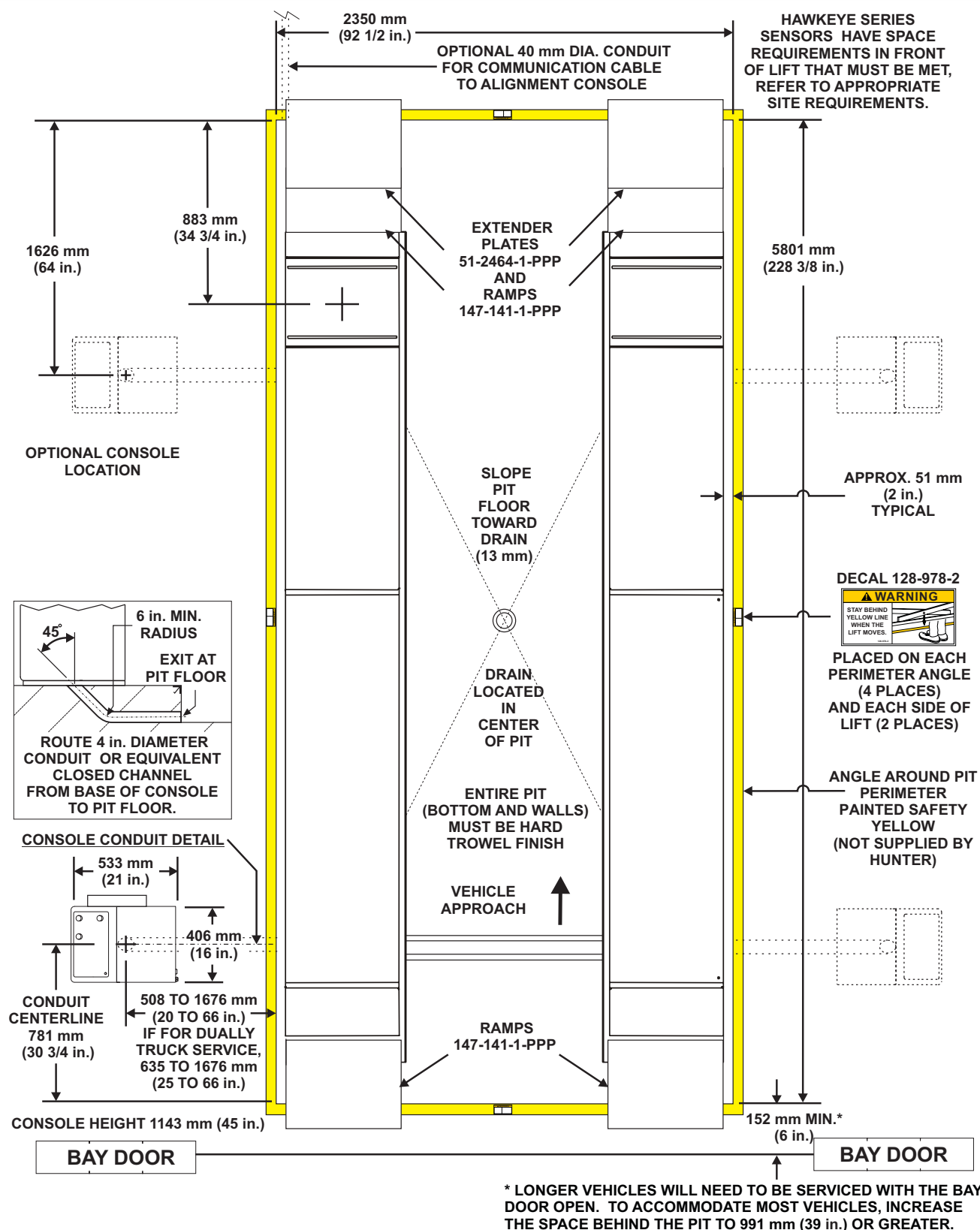
For local contact visit:
www.hunter.com/hunter-international

RX55KFPS

Flush Mount Lift Rack

HUNTER
Engineering Company

SPECIFICATIONS (Refer to 7511-TE for construction drawings.)



Dimensions shown are for end result. Tile thickness (if applicable) must be considered before pouring concrete.

Positioning of control console is limited to a maximum space between console and rack of 1676 mm (66 in.) at the approach ramp end and 4877 mm (192 in.) at the turnplate end.