


RX10KFIS

Flush Mount Lift Rack

SPECIFICATIONS



RX10KFIS Shown

Site Specifications

Floor Pocket Requirements	Refer to 7479-T for full details
Power Requirements	208-230 VAC, single phase power, 26 Amp
Air Supply Requirements	125-150 PSI (8.6-10.3 bar)
Minimum Concrete Spec.	3 in. (76 mm) thick, 3000 PSI (20,700 kPA) rating
Maximum Floor Slope	2 in. (51 mm) over 126 in. (3200 mm)

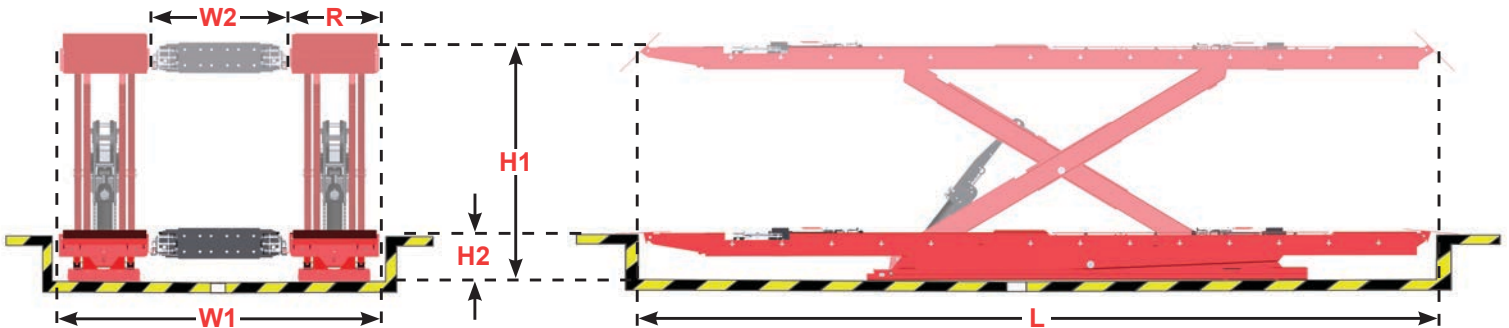
Product Specifications

Max. Vehicle Weight	10,000 lbs. (4500 kg)
Max. Wheelbase	
General Service	167 in. (4241 mm)
Two-Wheel Alignment	162 in. (4115 mm)
Four-Wheel Alignment	158 in. (4013 mm)
Alignment Height	All lock positions
Min. Four-Wheel Alignment	88 in. (2235 mm)
Lifting Speed	1 speed, 55 seconds
Lowering Speed	2 speed, 25 seconds

MODEL FEATURES / DIMENSIONS

Feature	KFIS
6000-lb Swing Air Jacks (2)	✓
Two-Speed Lowering	✓
FIA Fully Integrated Alignment	✓
POWER SLIDE	✓
INFLATION STATION	✓

Dimension	
Outside Width (W1)	88.5 in. 2248 mm
Inside Width (W2)	40 in. 1016 mm
Length (L)	215.375 in. 5471 mm
Runway Width (R)	24 in. 610 mm
Raised Height (H1)	72 in. 1829 mm
Depth (H2)	9.25 to 10.25 in. 235 mm to 260 mm



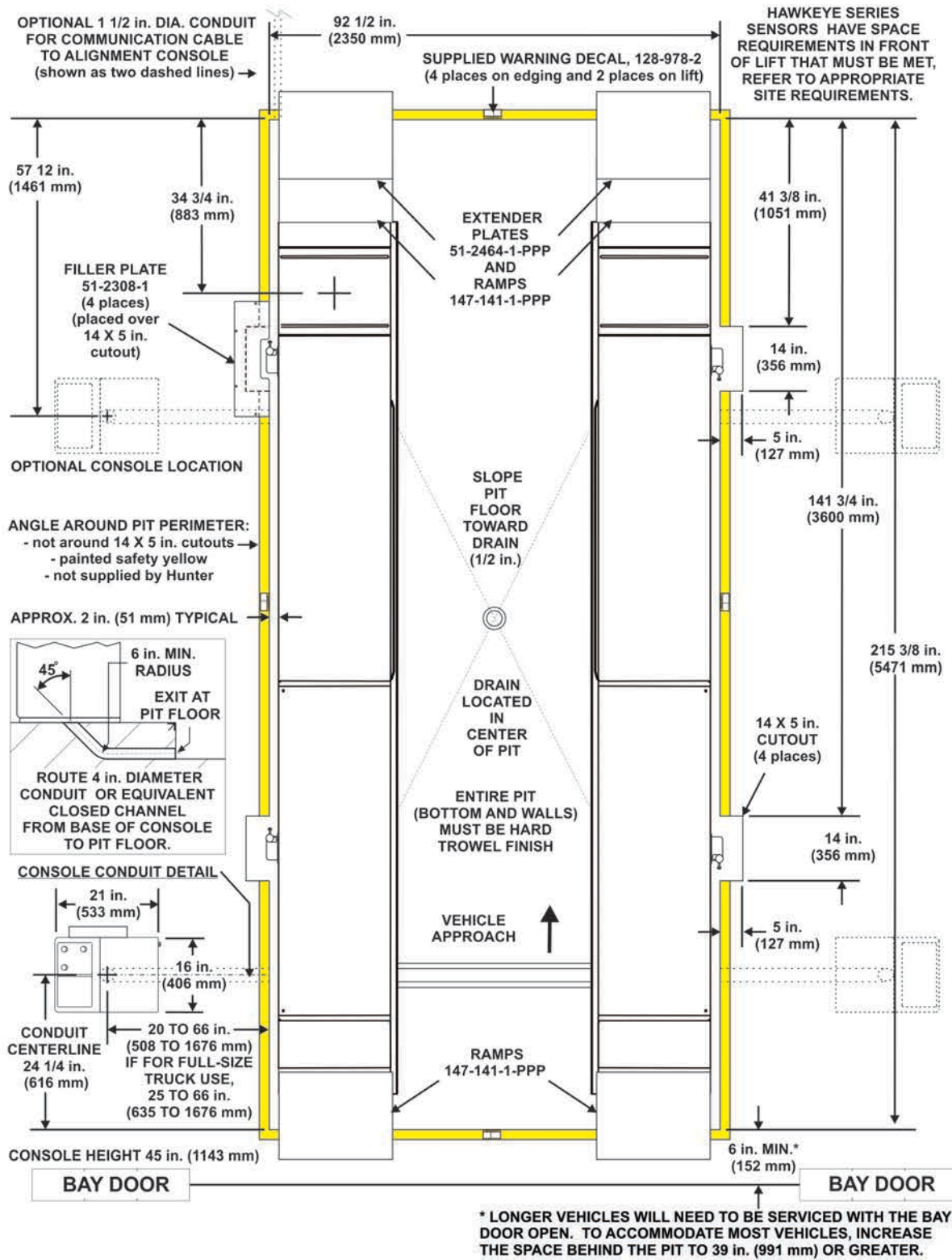
Continued on Page 2

For lift rack information visit:
www.hunter.com/lift-racks

For general inquiries visit:
www.hunter.com
or call
800-448-6848

For local contact visit:
www.hunter.com/contact-hunter

SPECIFICATIONS (Refer to 7479-T for construction drawings)



Dimensions shown are for end result. Tile thickness (if applicable) must be considered before pouring concrete.

*Non-standard positioning of control console is limited to a maximum space between console and rack of 5 1/2 feet (1676 mm) at the approach ramp end and 16 feet (4877 mm) at the turnplate end.